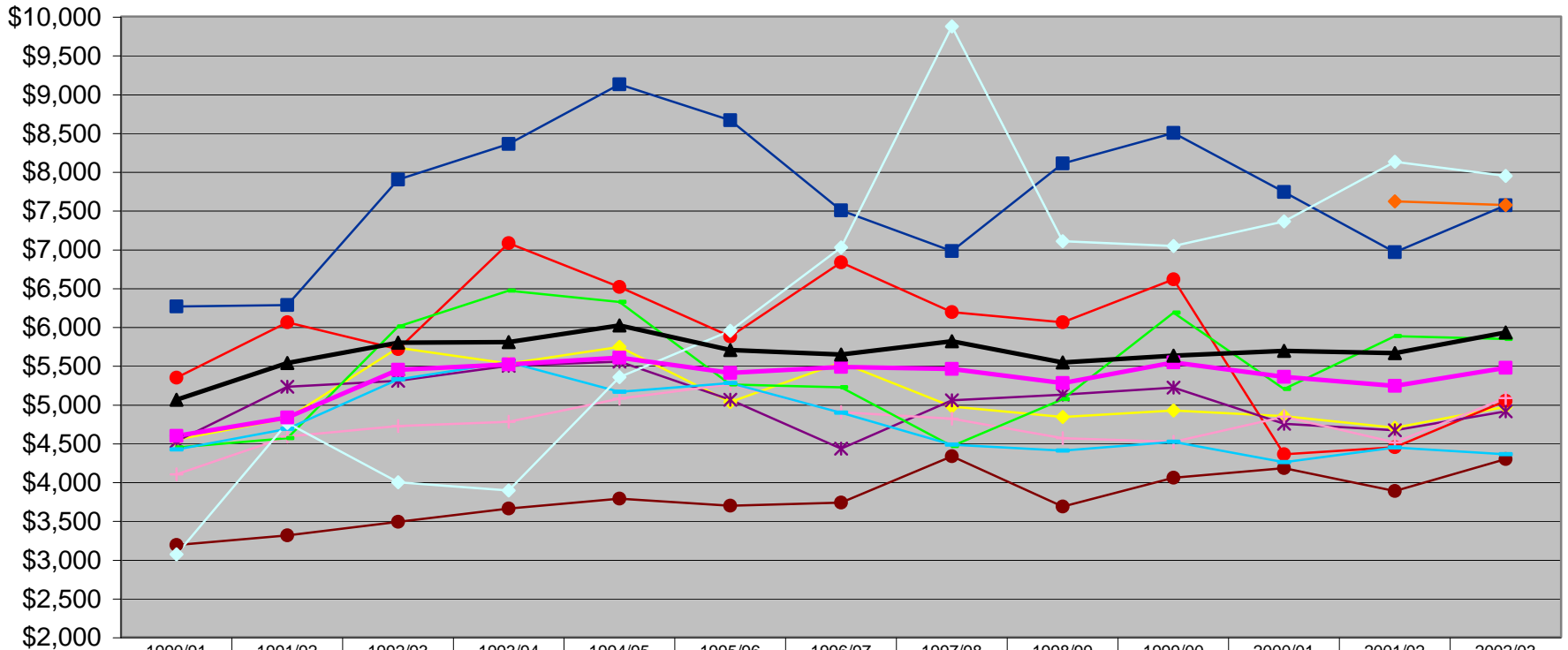


Total Academic Expenditures per Annualized WEET Students¹

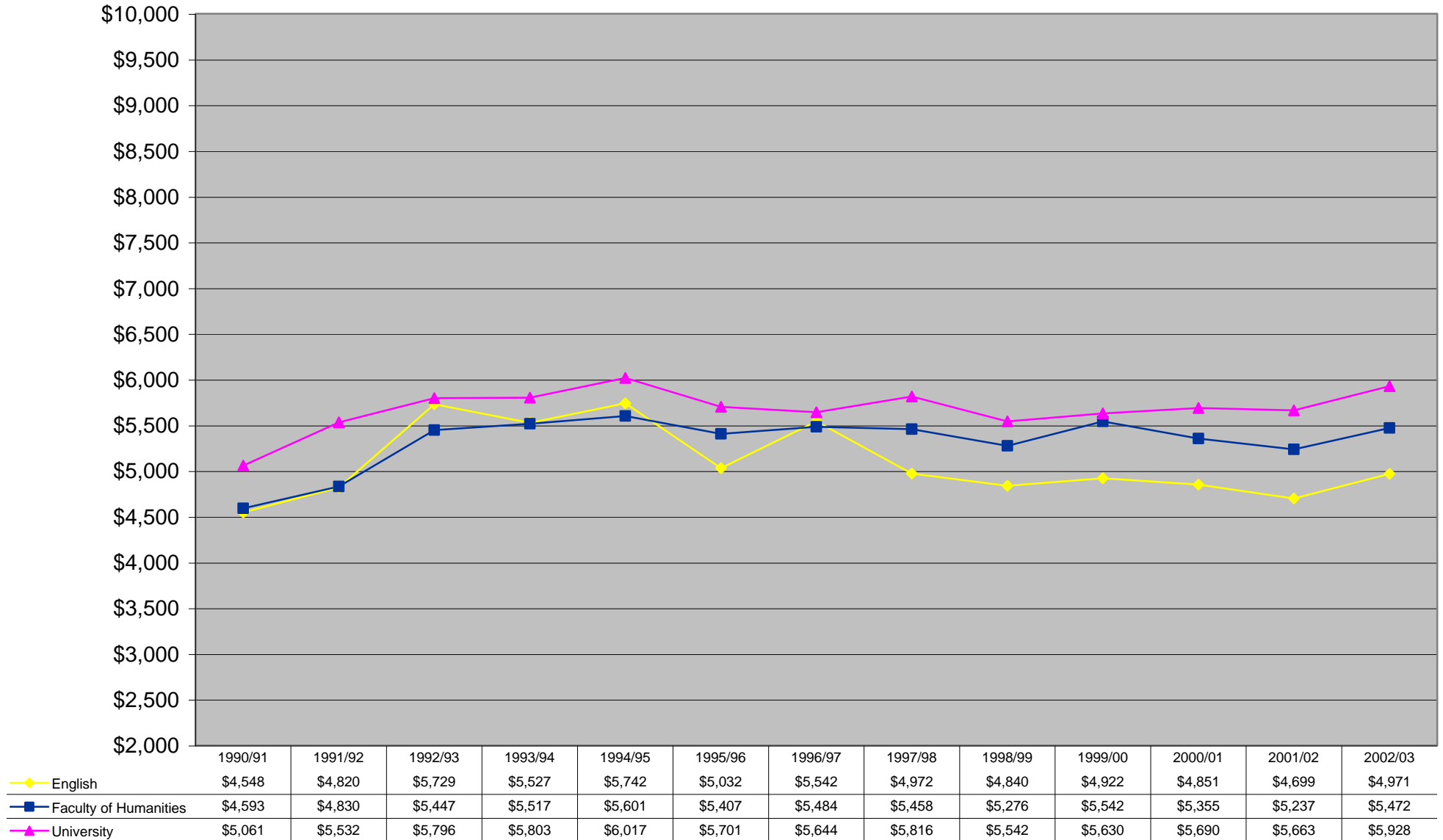
¹ Calculated by dividing expenditure data from ARAI-Table 10 by WEET students from ARAI-Table 5 (except HSD Grad Program which uses ARAI Tables 10 and 3).



	1990/91	1991/92	1992/93	1993/94	1994/95	1995/96	1996/97	1997/98	1998/99	1999/00	2000/01	2001/02	2002/03
English	\$4,548	\$4,820	\$5,729	\$5,527	\$5,742	\$5,032	\$5,542	\$4,972	\$4,840	\$4,922	\$4,851	\$4,699	\$4,971
French	\$6,263	\$6,281	\$7,899	\$8,357	\$9,124	\$8,664	\$7,502	\$6,977	\$8,104	\$8,500	\$7,738	\$6,960	\$7,568
Germanic & Russian Studies												\$7,617	\$7,572
Greek and Roman Studies	\$5,344	\$6,060	\$5,713	\$7,078	\$6,515	\$5,877	\$6,832	\$6,191	\$6,058	\$6,612	\$4,358	\$4,447	\$5,045
Hispanic and Italian Studies	\$4,526	\$5,226	\$5,303	\$5,498	\$5,551	\$5,060	\$4,432	\$5,055	\$5,124	\$5,218	\$4,749	\$4,668	\$4,910
History	\$3,188	\$3,310	\$3,486	\$3,656	\$3,784	\$3,692	\$3,732	\$4,332	\$3,683	\$4,054	\$4,177	\$3,884	\$4,295
Linguistics	\$4,100	\$4,588	\$4,721	\$4,777	\$5,073	\$5,261	\$4,900	\$4,817	\$4,566	\$4,519	\$4,843	\$4,512	\$5,081
Pacific and Asian Studies	\$4,446	\$4,565	\$6,003	\$6,465	\$6,319	\$5,257	\$5,221	\$4,463	\$5,066	\$6,182	\$5,197	\$5,880	\$5,844
Philosophy	\$4,418	\$4,685	\$5,322	\$5,543	\$5,163	\$5,275	\$4,894	\$4,482	\$4,406	\$4,516	\$4,256	\$4,446	\$4,356
Women's Studies	\$3,067	\$4,761	\$3,995	\$3,891	\$5,353	\$5,950	\$7,023	\$9,873	\$7,102	\$7,043	\$7,359	\$8,127	\$7,947
Faculty of Humanities	\$4,593	\$4,830	\$5,447	\$5,517	\$5,601	\$5,407	\$5,484	\$5,458	\$5,276	\$5,542	\$5,355	\$5,237	\$5,472
University	\$5,061	\$5,532	\$5,796	\$5,803	\$6,017	\$5,701	\$5,644	\$5,816	\$5,542	\$5,630	\$5,690	\$5,663	\$5,928

Total Academic Expenditures per Annualized WEET Students¹

¹ Calculated by dividing expenditure data from ARAI-Table 10 by WEET students from ARAI-Table 5 (except HSD Grad Program which uses ARAI Tables 10 and 3).



Source: ARAI Table 11
University of Victoria

Institutional Planning & Analysis
February 17, 2004

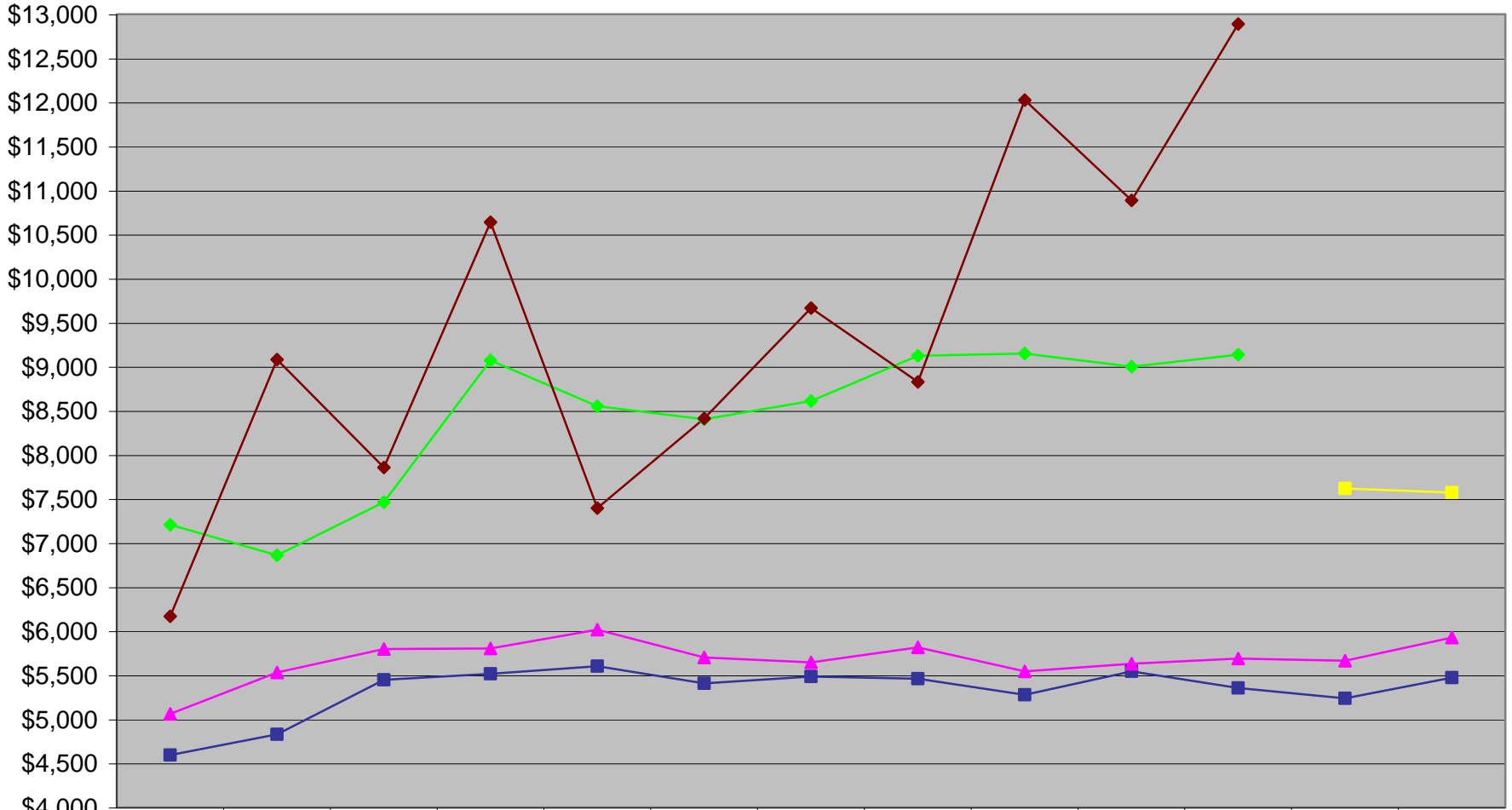
Total Academic Expenditures per Annualized WEET Students¹

¹ Calculated by dividing expenditure data from ARAI-Table 10 by WEET students from ARAI-Table 5 (except HSD Grad Program which uses ARAI Tables 10 and 3).



Total Academic Expenditures per Annualized WEET Students¹

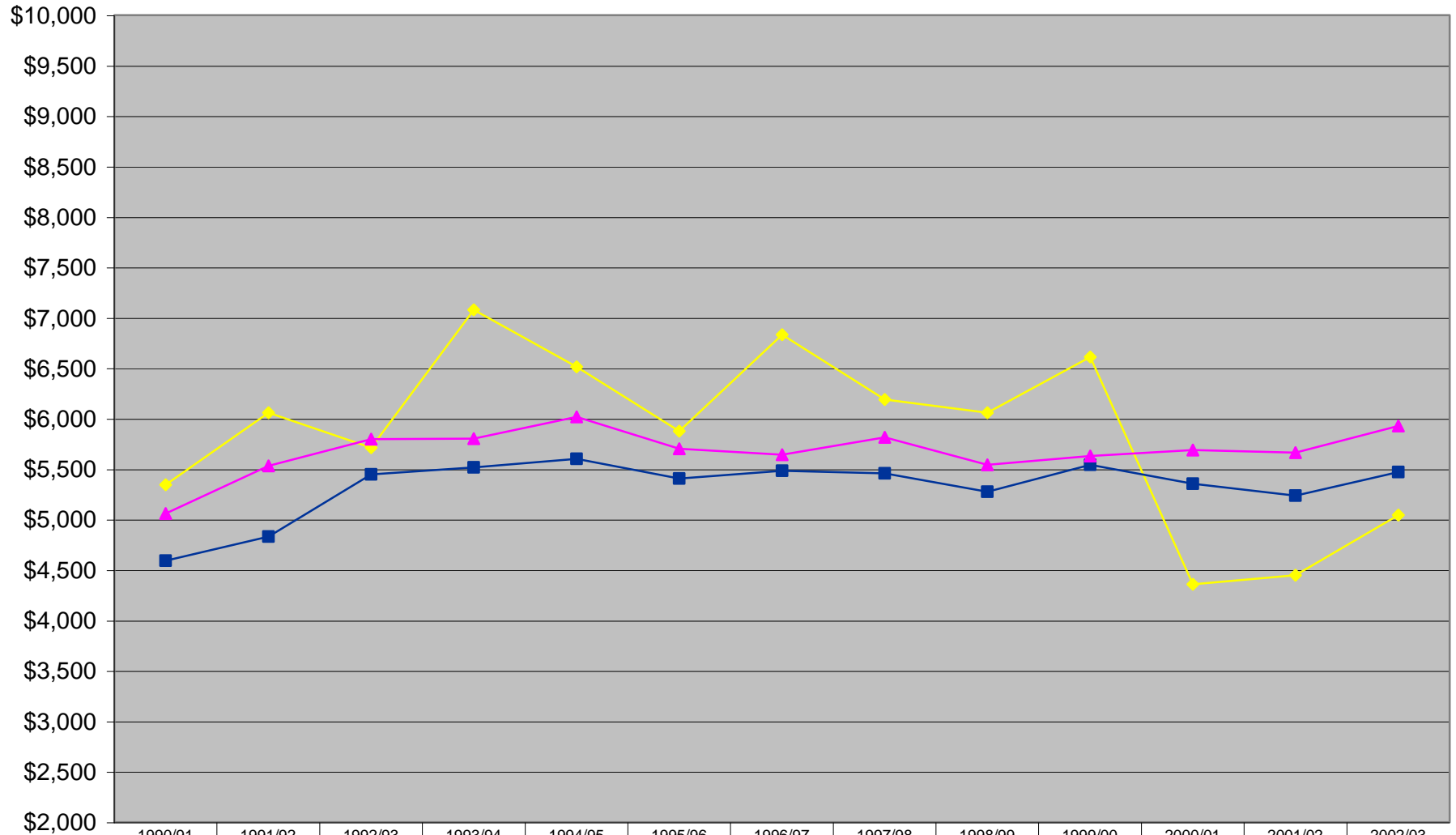
¹ Calculated by dividing expenditure data from ARAI-Table 10 by WEET students from ARAI-Table 5 (except HSD Grad Program which uses ARAI Tables 10 and 3).



	1990/91	1991/92	1992/93	1993/94	1994/95	1995/96	1996/97	1997/98	1998/99	1999/00	2000/01	2001/02	2002/03
Germanic Studies	\$7,206	\$6,860	\$7,464	\$9,073	\$8,553	\$8,404	\$8,612	\$9,126	\$9,148	\$9,001	\$9,137		
Germanic & Russian Studies												\$7,617	\$7,572
Slavonic Studies	\$6,169	\$9,080	\$7,856	\$10,640	\$7,394	\$8,415	\$9,666	\$8,826	\$12,025	\$10,887	\$12,888		
Faculty of Humanities	\$4,593	\$4,830	\$5,447	\$5,517	\$5,601	\$5,407	\$5,484	\$5,458	\$5,276	\$5,542	\$5,355	\$5,237	\$5,472
University	\$5,061	\$5,532	\$5,796	\$5,803	\$6,017	\$5,701	\$5,644	\$5,816	\$5,542	\$5,630	\$5,690	\$5,663	\$5,928

Total Academic Expenditures per Annualized WEET Students¹

¹ Calculated by dividing expenditure data from ARAI-Table 10 by WEET students from ARAI-Table 5 (except HSD Grad Program which uses ARAI Tables 10 and 3).



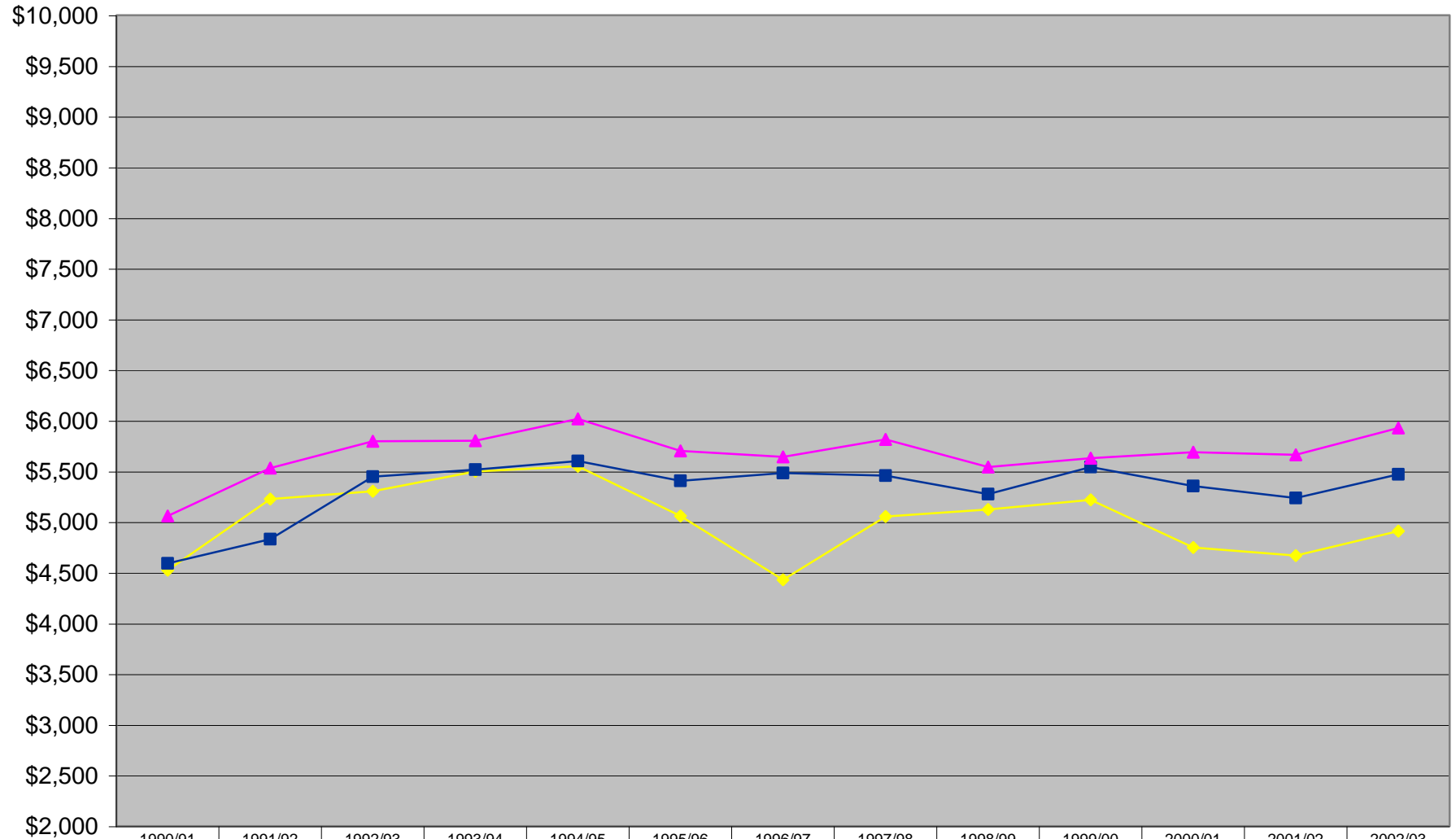
◆ Greek and Roman Studies
■ Faculty of Humanities
▲ University

Source: ARAI Table 11
University of Victoria

Institutional Planning & Analysis
February 17, 2004

Total Academic Expenditures per Annualized WEET Students¹

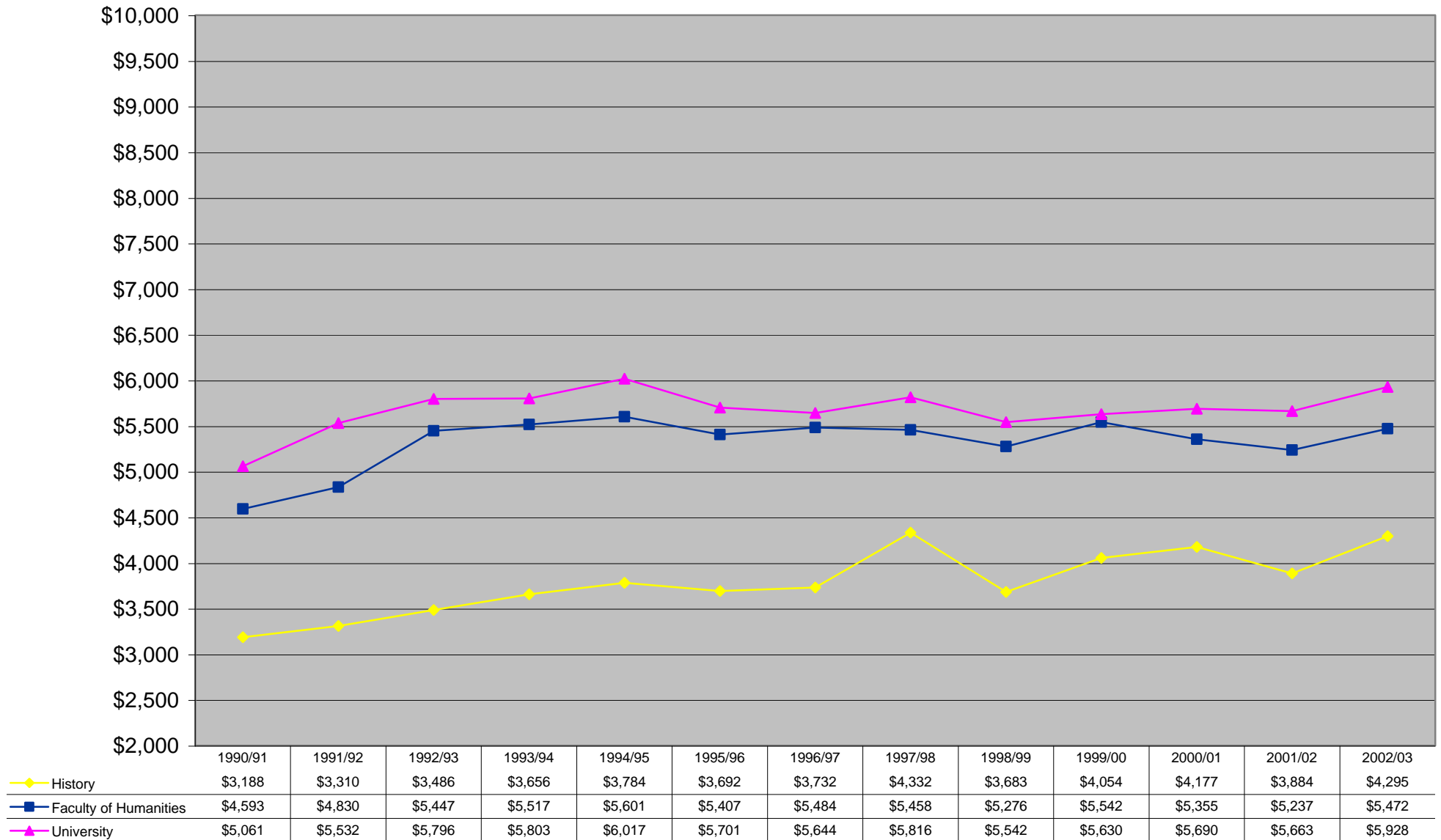
¹ Calculated by dividing expenditure data from ARAI-Table 10 by WEET students from ARAI-Table 5 (except HSD Grad Program which uses ARAI Tables 10 and 3).



◆ Hispanic and Italian Studies
■ Faculty of Humanities
▲ University

Total Academic Expenditures per Annualized WEET Students¹

¹ Calculated by dividing expenditure data from ARAI-Table 10 by WEET students from ARAI-Table 5 (except HSD Grad Program which uses ARAI Tables 10 and 3).

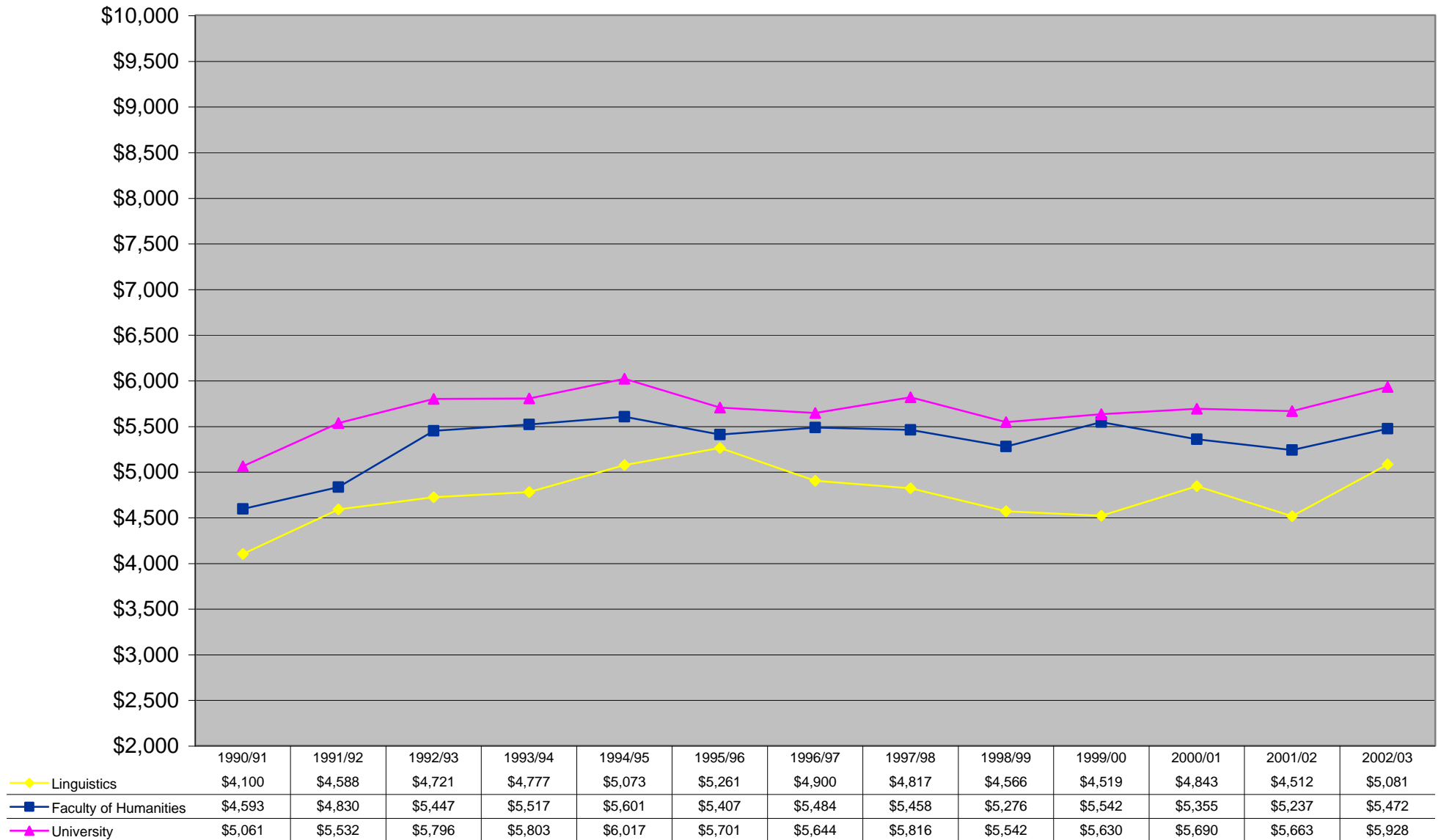


Source: ARAI Table 11
University of Victoria

Institutional Planning & Analysis
February 17, 2004

Total Academic Expenditures per Annualized WEET Students¹

¹ Calculated by dividing expenditure data from ARAI-Table 10 by WEET students from ARAI-Table 5 (except HSD Grad Program which uses ARAI Tables 10 and 3).

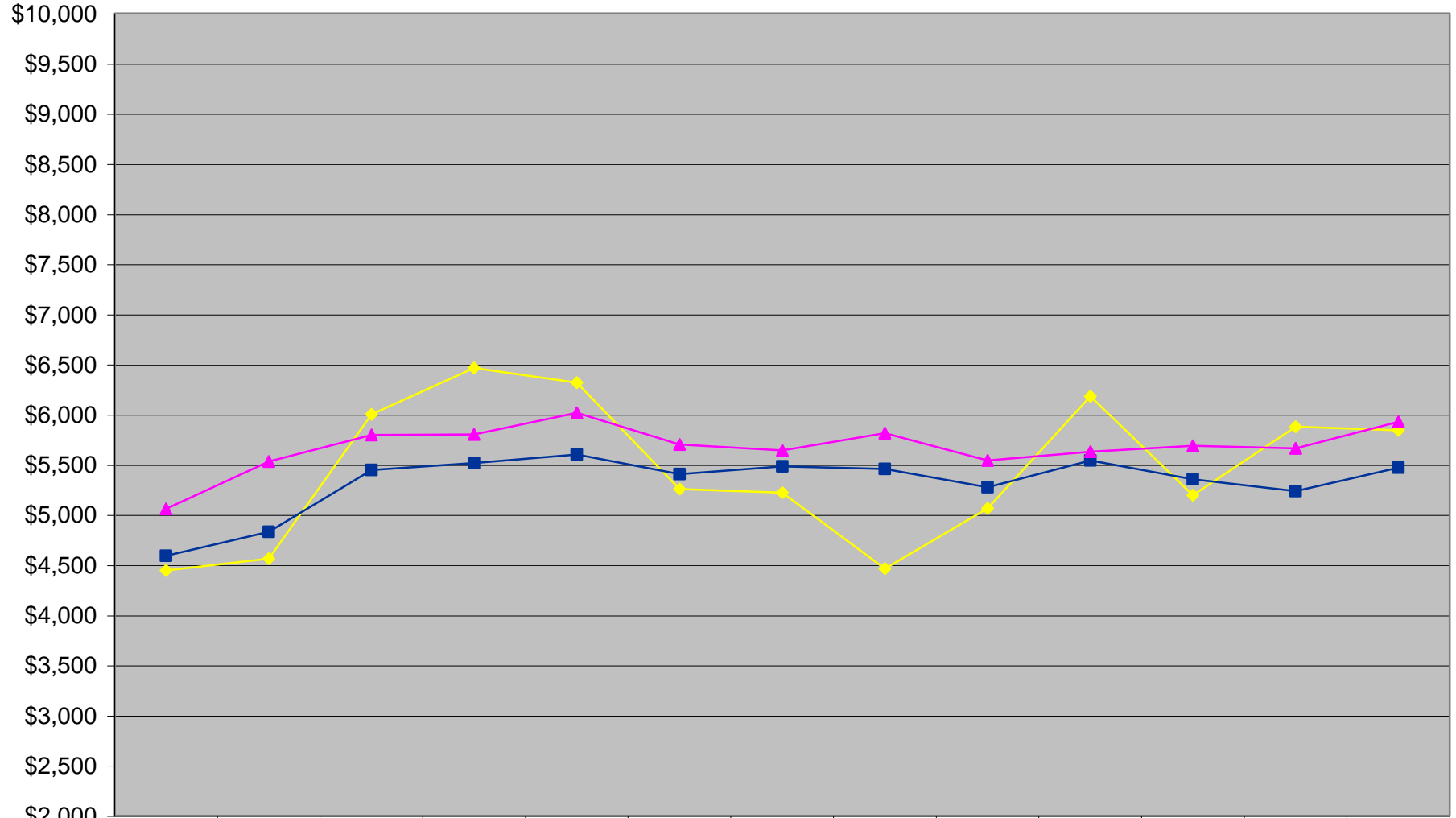


Source: ARAI Table 11
University of Victoria

Institutional Planning & Analysis
February 17, 2004

Total Academic Expenditures per Annualized WEET Students¹

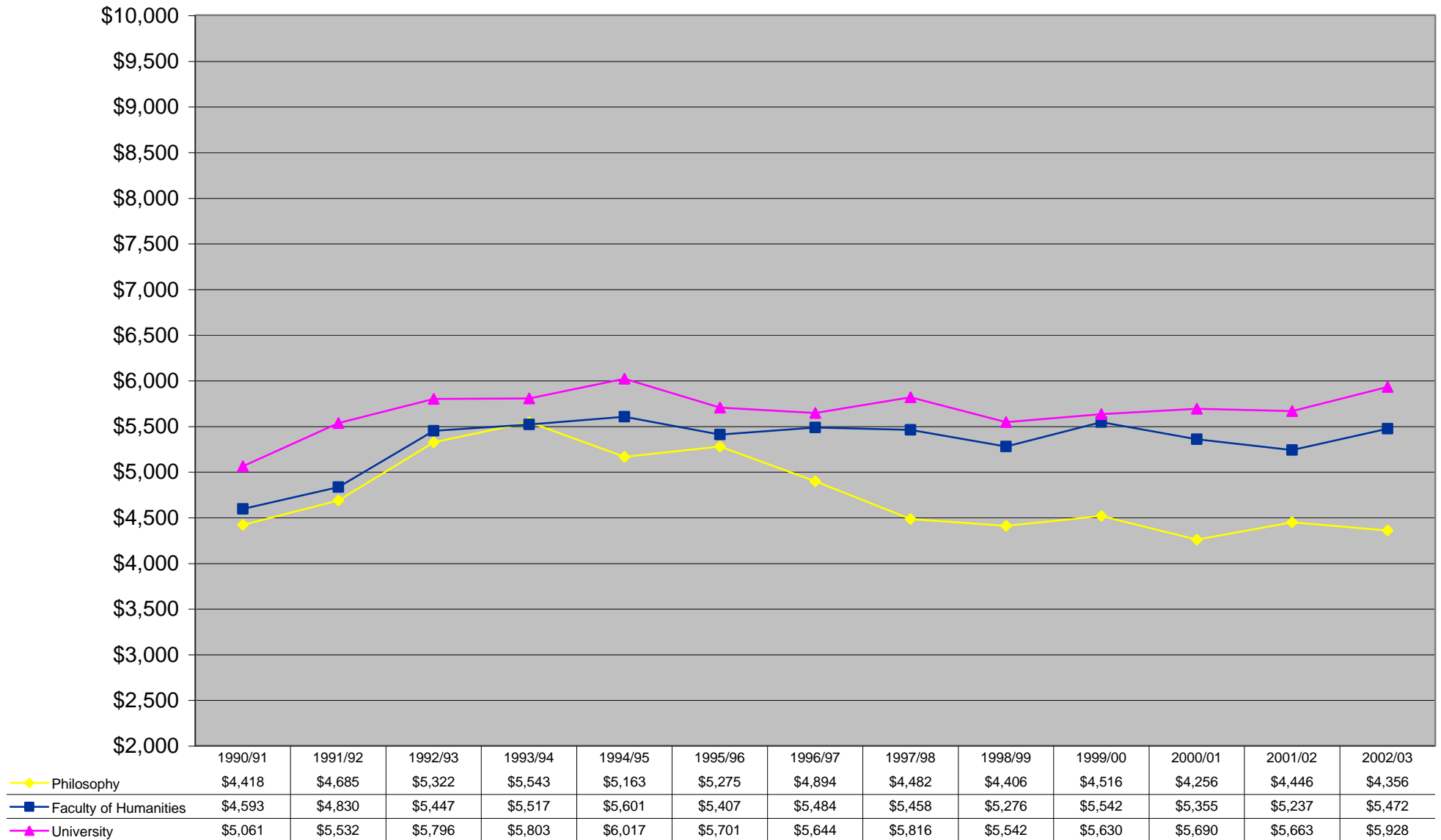
¹ Calculated by dividing expenditure data from ARAI-Table 10 by WEET students from ARAI-Table 5 (except HSD Grad Program which uses ARAI Tables 10 and 3).



◆ Pacific and Asian Studies	\$4,446	\$4,565	\$6,003	\$6,465	\$6,319	\$5,257	\$5,221	\$4,463	\$5,066	\$6,182	\$5,197	\$5,880	\$5,844
■ Faculty of Humanities	\$4,593	\$4,830	\$5,447	\$5,517	\$5,601	\$5,407	\$5,484	\$5,458	\$5,276	\$5,542	\$5,355	\$5,237	\$5,472
▲ University	\$5,061	\$5,532	\$5,796	\$5,803	\$6,017	\$5,701	\$5,644	\$5,816	\$5,542	\$5,630	\$5,690	\$5,663	\$5,928

Total Academic Expenditures per Annualized WEET Students¹

¹ Calculated by dividing expenditure data from ARAI-Table 10 by WEET students from ARAI-Table 5 (except HSD Grad Program which uses ARAI Tables 10 and 3).



Source: ARAI Table 11
University of Victoria

Institutional Planning & Analysis
February 17, 2004

Total Academic Expenditures per Annualized WEET Students¹

¹ Calculated by dividing expenditure data from ARAI-Table 10 by WEET students from ARAI-Table 5 (except HSD Grad Program which uses ARAI Tables 10 and 3).

